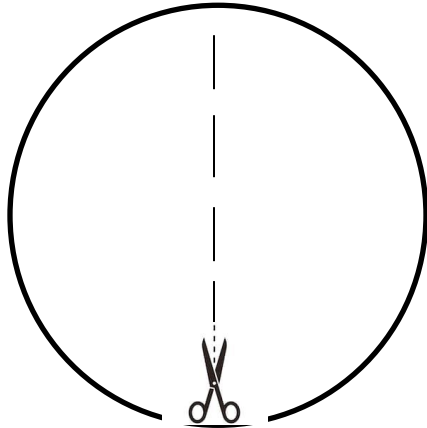


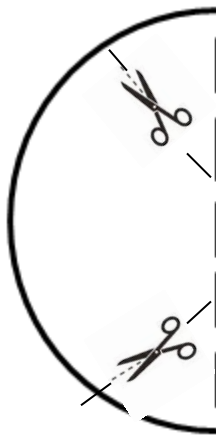
To create a paper plate dog or cat, you will need:

1. Paper Plate
2. Scissors
3. Tape
4. Popsicle Sticks
5. DaisyCares Pet Tags – download available on our website at <https://daisycares.com/daisycares-project-kindness/>
6. Your choice of markers, crayons, coloring pencils, and/or googly eyes.

Step 1: cut the paper plate down the center



Step 2: with the two halves together, cut the sides at an angle as shown below



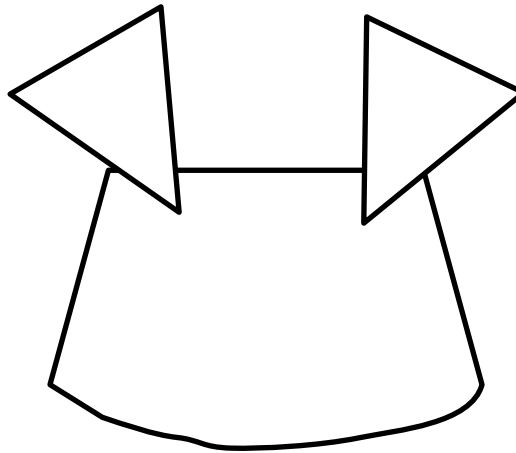

DaisyCares Project Kindness

P.O. Box 90564, Alamo Heights, TX 78209

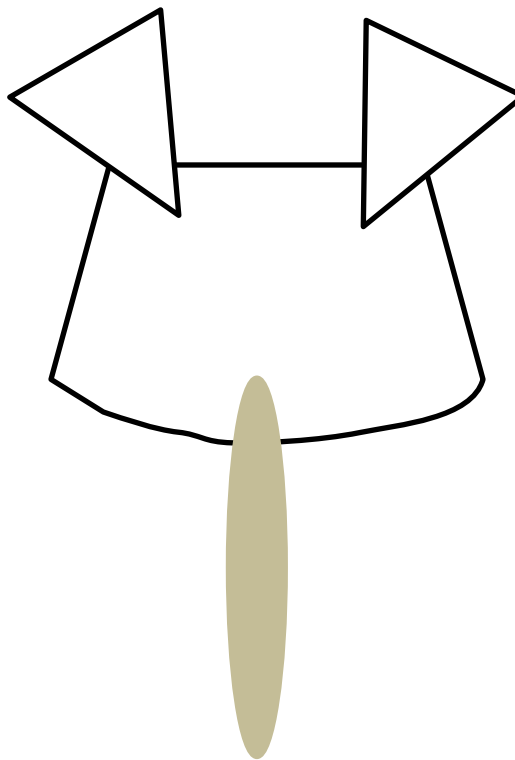
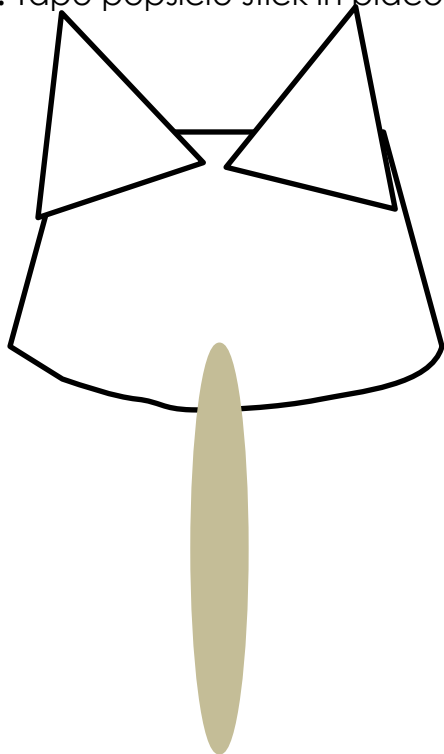
210.872.2343 | www.daisycares.org

Food. Care. Education. Saving Pets' Lives.

Step 3: use tape to bring ears together. For cats, you can make ears pointed out. For dogs you can make the ears face down on either half of the plate.



Step 4: Tape popsicle stick in place.




DaisyCares Project Kindness

P.O. Box 90564, Alamo Heights, TX 78209

210.872.2343 | www.daisycares.org

Food. Care. Education. Saving Pets' Lives.

Step 5: Turn your pet over and tape the tag to the popsicle stick. Make to put your pet's name and contact information on the tag in case your new pet gets lost.



Step 6: Have fun and decorate! Getting creative is encouraged. Everyone's new pet will turn out different.



DaisyCares Project Kindness

P.O. Box 90564, Alamo Heights, TX 78209

210.872.2343 | www.daisycares.org

Food. Care. Education. Saving Pets' Lives.

Missing supplies? No worries!

- 🐾 Missing a paper plate? Use a regular plate to trace a circle on a piece of paper and follow steps 1 - 6 above.
- 🐾 Don't have a popsicle stick? Fold a piece of paper in half 4 times and secure with either tape or a stapler to create a "stick".
- 🐾 Don't have a computer and printer for the tags? Cut out a small piece a paper to draw a tag on your pet if you don't have a computer and printer to download DaisyCares tags.
- 🐾 Don't have tape? Use a stapler or glue to bring pieces together. Make sure the glue dries before you begin to decorate your new pet.

Submit pictures of your pet to maria@daisycares.com or upload them onto social media and tag **@daisycares** and hashtag **#DaisyCares** for Facebook, Twitter, and Instagram.



DaisyCares Project Kindness

P.O. Box 90564, Alamo Heights, TX 78209

210.872.2343 | www.daisycares.org

Food. Care. Education. Saving Pets' Lives.